

MoveTopia

Pitch Deck



movetopia.land



[@movetopialand](https://twitter.com/movetopialand)




hello@movetopia.land






Agenda

●	About the Game	03
●	How to Get Started?	04
●	Land System	06
●	Marketplace and NFT Items	07
●	Purchase Flow	08
●	Staking Mechanism	09
●	Staking Flow	10
●	Claiming the Reward	11
●	XP and Level System	12
●	Quest System	13





About the Game

- MoveTopia is an innovative Web3 game that combines blockchain technology with traditional farm games.
- Players manage their own islands, purchase NFT items, and earn xTopia tokens by staking.




Plant

Place NFT items
on your land




Wait

Please wait for
the specified period.

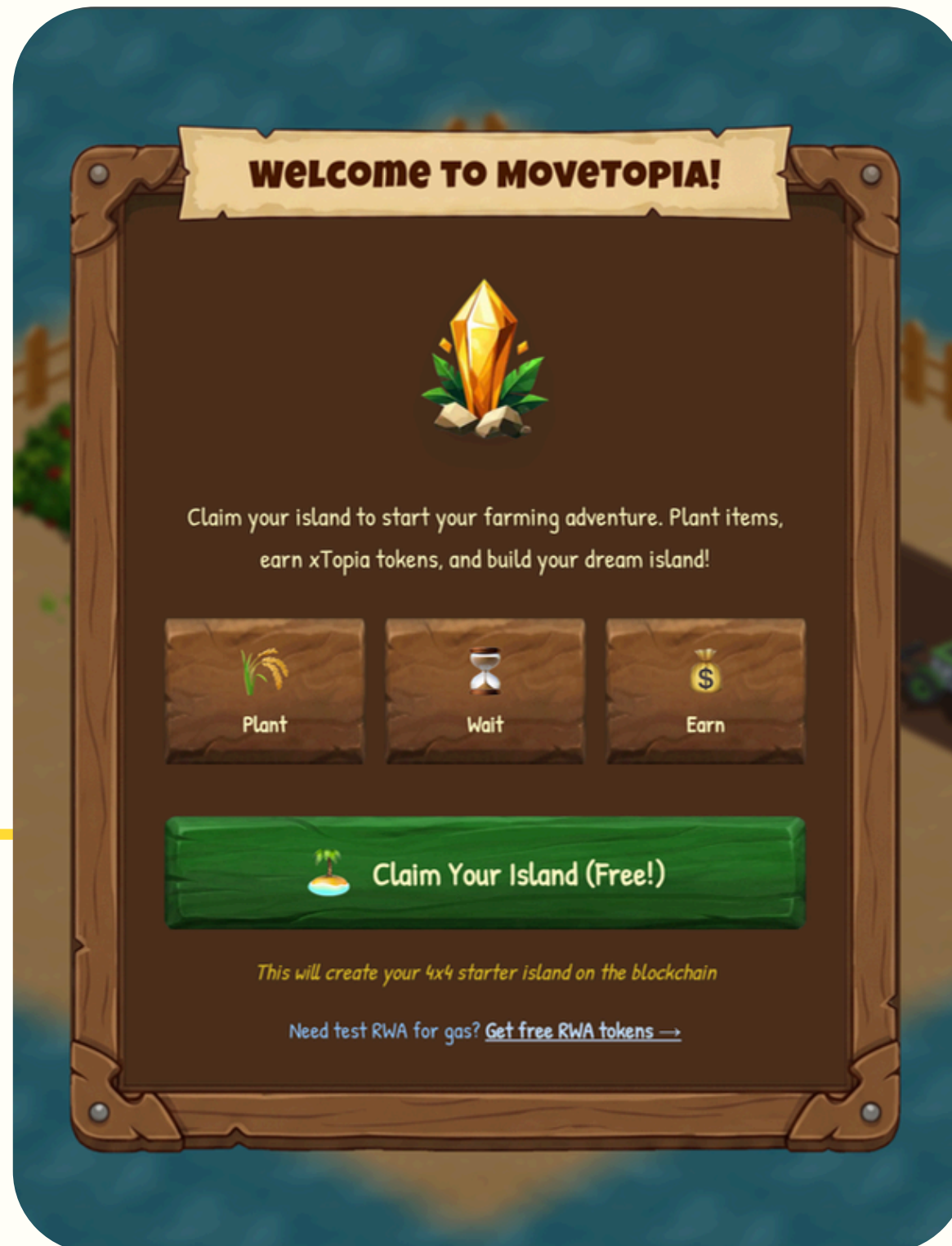


Earn

Earn xTopia tokens
and XP



How to Get Started?



Step 1: Wallet Connection

- You can connect to the game using the “Connect Wallet” button with a MetaMask or WalletConnect supported wallet.
- Add the AssetChain network (automatically added)
- You can obtain RWA tokens for gas fees through in-game guidance.



Step 2: Claim an Land


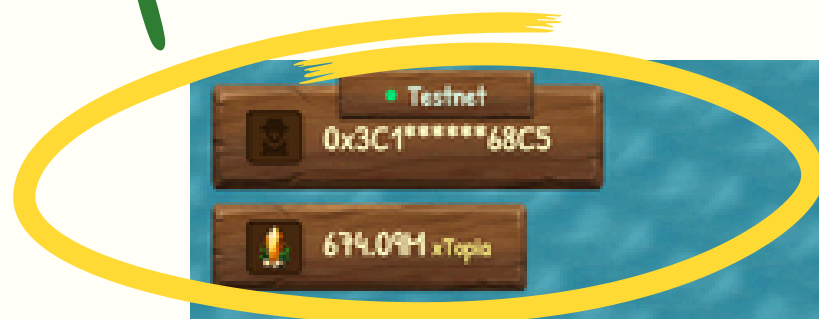
After connecting your wallet, the Welcome screen will appear. Click the “Claim Your Island” button to claim your free 4x4 starting land.




Step 3: Starting the Game

Your island is ready and the game has started. You can now purchase items from the market and stake them on your island to start earning xTopia.

Wallet Connection and Connected Wallet Address.
xTopia balance and xTopia Faucet Modal.



- Land and User Information
- Market
- Inventories
- Staked items
- Land Expansion
- Quest/Tasks



Zoom and Return to Main Stage




Playing field (grid)


1. Purchase your first item from the Market
2. Select the item from the inventory
3. Place it on your land
4. Wait and collect rewards!

Game Controls: Left Click: Selection/Placement W,A,S,D: Camera movement Scroll Q,E: Zoom in/out R: Rotate Item when placing ESC: Cancel

Land System




Grid Structure



You can start the game with a free 4x4 (16 tile) island on an 80x80 (6,400 tile) isometric field.

Ring Unlock



Each “ring” adds a new tile ring around your current island. You must pay xTopia tokens to unlock the ring.

Land Size Chart



Ring	Land Size	New Tile	Total Tile
0	4x4	16	16
1	6x6	20	36
2	8x8	28	64
3	10x10	36	100
4	12x12	44	144
5	14x14	52	196
6	16x16	60	256
...
34	76x76	300	5776
35	78x78	308	6084
36	80x80	316	6400



Marketplace and NFT Items



Consumable

- Burn after use
- Single use
- Example: Wheat Seed, Carrot Seed



Permanent

- The timer resets after a claim
- It gives rewards repeatedly
- Example: Apple Tree, Windmill, Tractor



Tier System


5-Tier Item System.

Higher-tier items provide greater rewards but require a longer wait time.



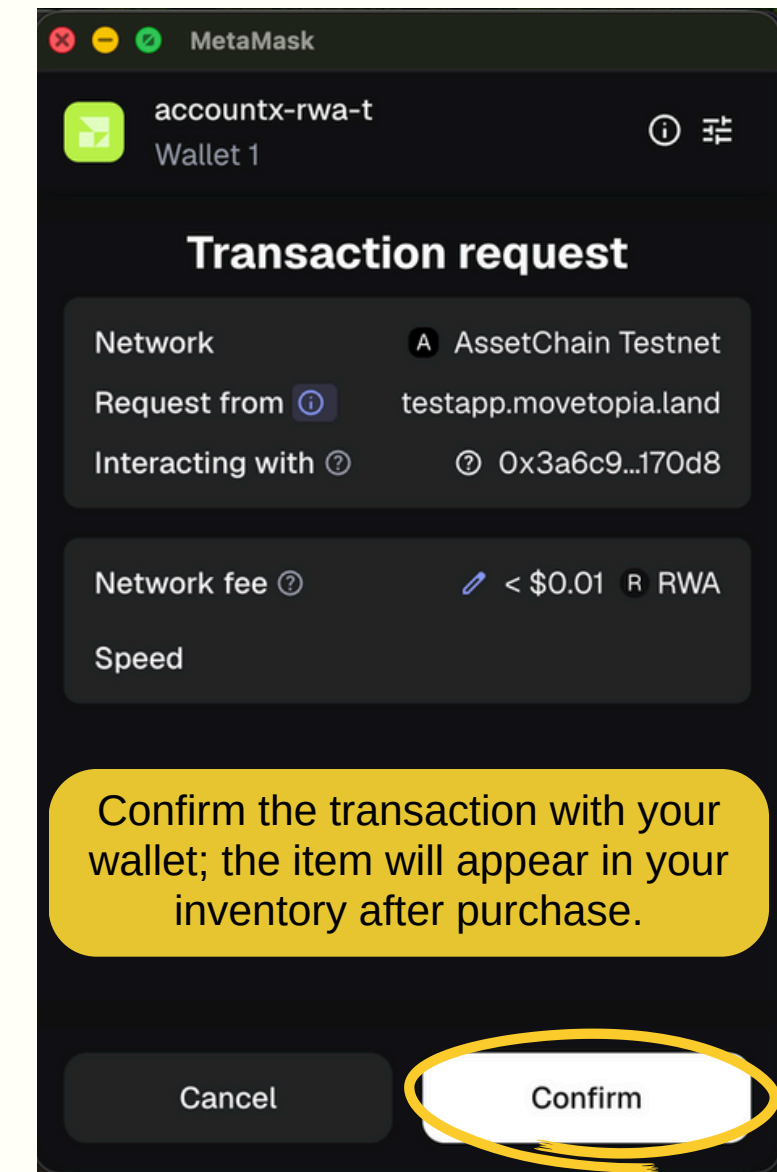
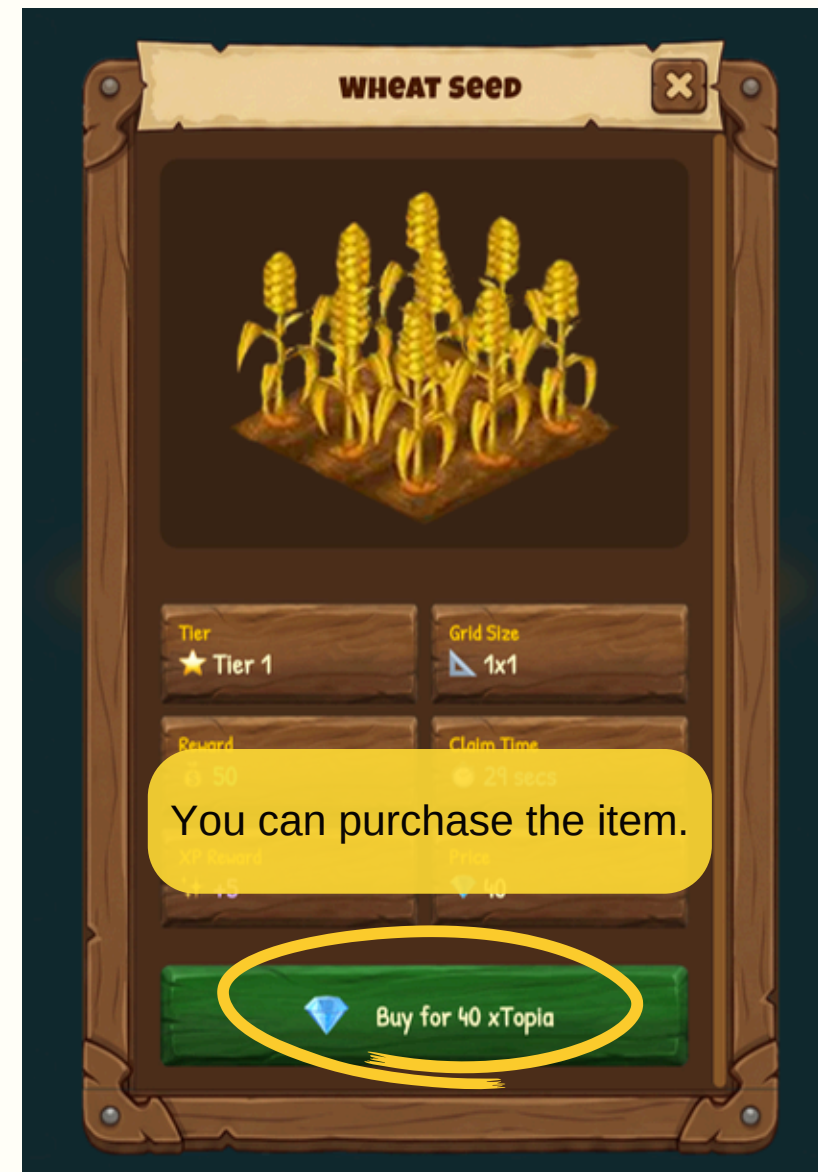
NFT Items

There are a total of **20 items**: **6** for ***Tier 1***, **5** for ***Tier 2***, **5** for ***Tier 3***, **2** for ***Tier 4*** and **2** for ***Tier 5***.



Purchase Flow

Open Market Panel
from Sidebar



Staking Mechanism




Step 1: Item Placement (STAKE)

- Select an item from Inventory
- Find an empty space in the Grid
- Click/tap to place
- Rotate with the R key (rectangular items)
- After confirmation, the NFT is staked



Step 2: Wait

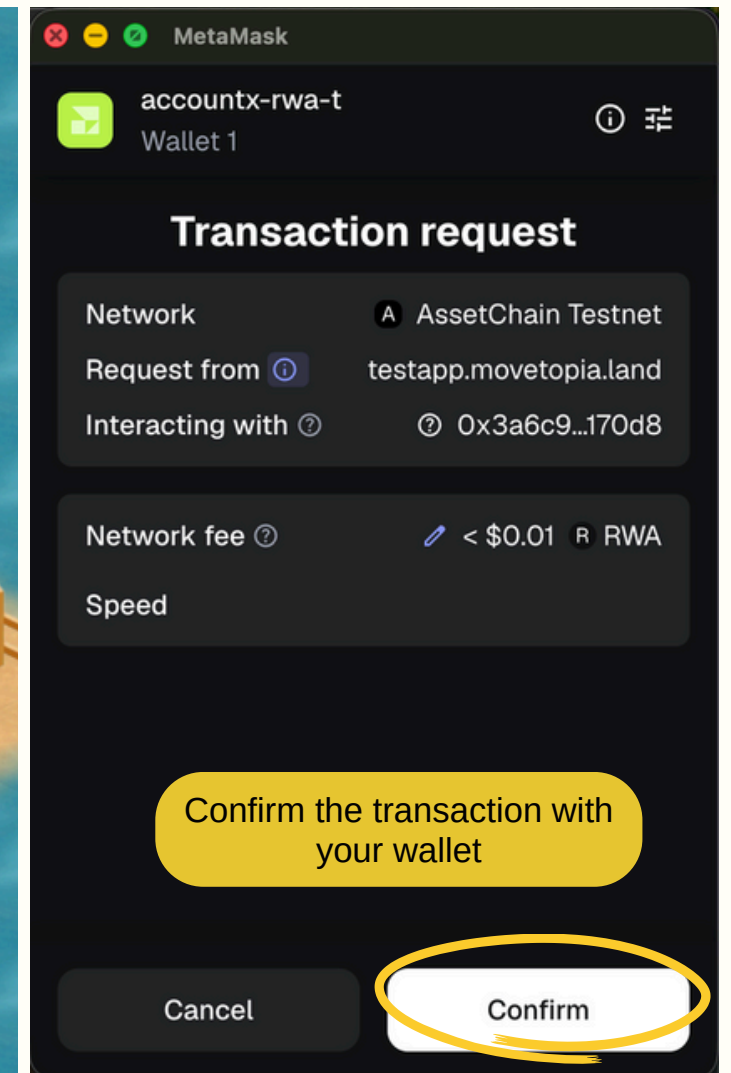
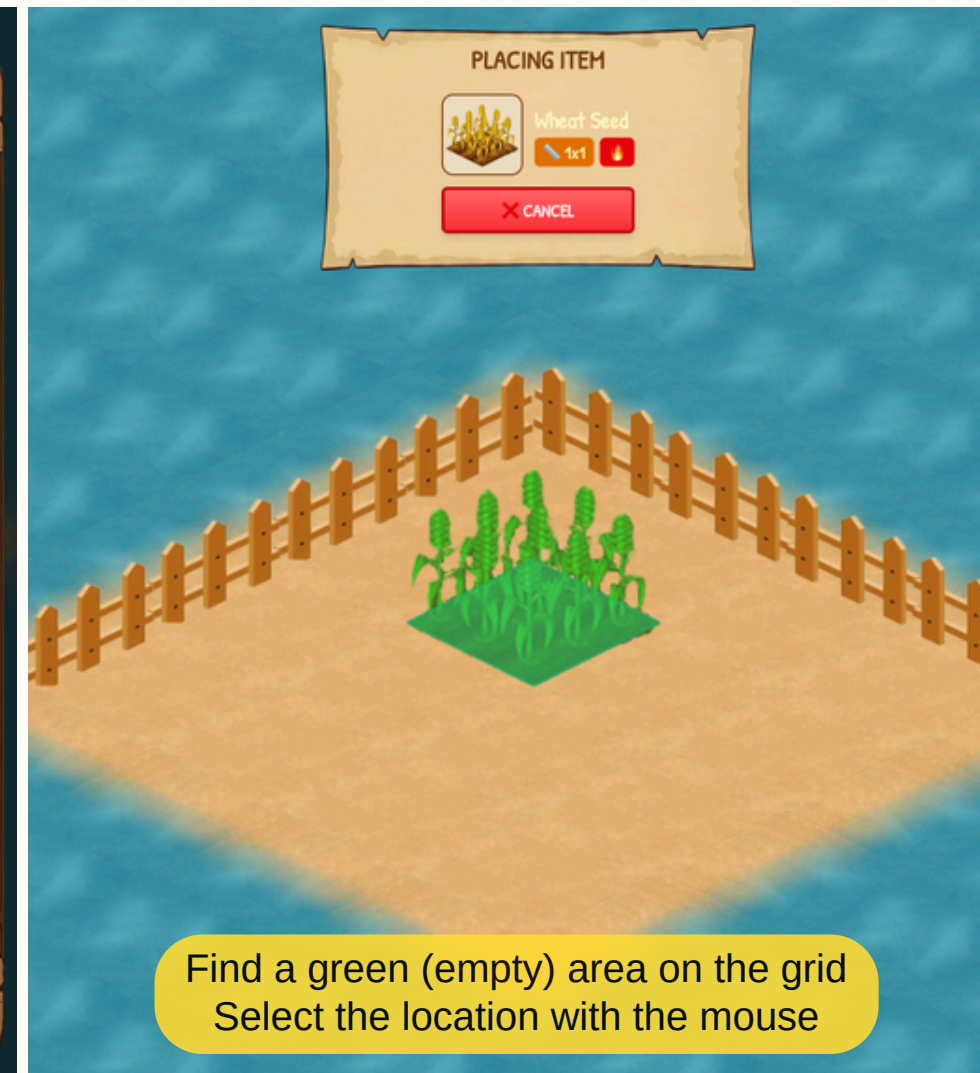
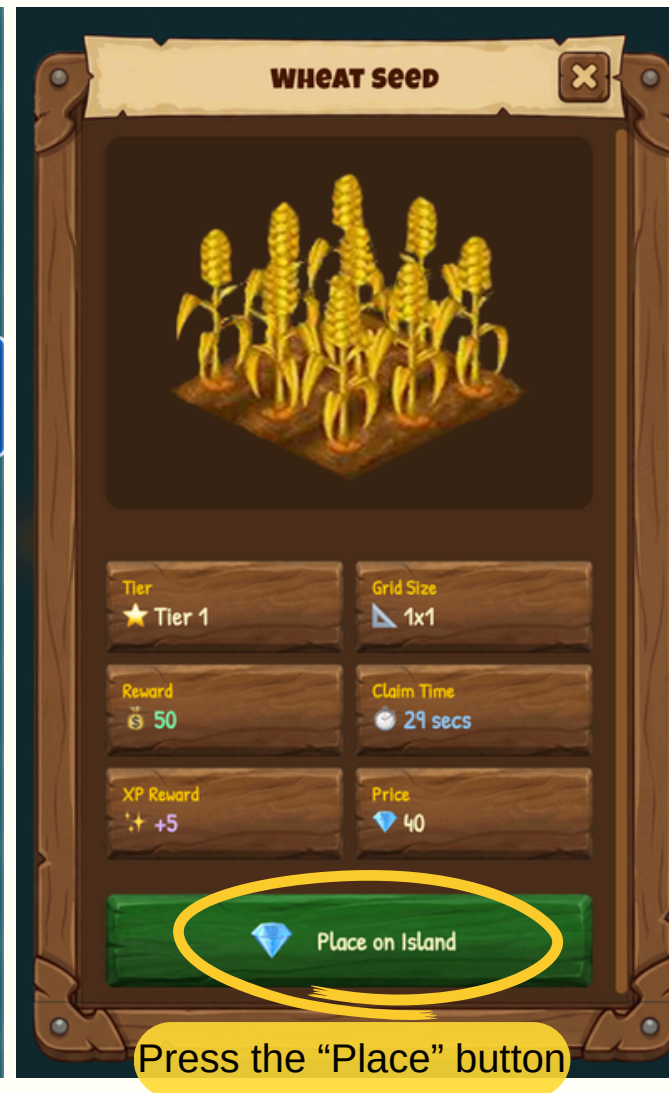

- Each item has a different duration (24h - 168h)
- Countdown timer is visible
- Other items can be staked while waiting



Step 3: Claim Rewards


- When the timer ends, the “Claim” button becomes active
- xTopia reward + XP is earned
- Consumable → Item disappears
- Permanent → Timer resets

Staking Flow





Claiming the Reward



Open Staked Items from the Sidebar

STAKED ITEMS

Staked Items
1 item earning rewards

Wheat Seed
📍 (39, 39) 🔥 Burn

📈 +50 xTopia · +5 XP

🟢 Ready to claim! 100%

Claim

Click on the staked item in the Grid or select the item from the staked items from which you want to receive rewards.

WHEAT seed

Tier ★ Tier 1	Type 🔥 Consumable
Grid Size 1x1	Position 📍 (39, 39)
Reward 💰 50	XP Reward 🌟 +5
Staked At 📅 15.12.2025	Claimable At 🕒 03:09:16

Ready to Claim!
Your reward is waiting

⚠️ This item will be consumed after claiming

Claim Reward

Click the Claim Button

MetaMask

accountx-rwa-t
Wallet 1

Transaction request

Network: AssetChain Testnet
Request from: testapp.movetopia.land
Interacting with: 0x3a6c9...170d8

Network fee: < \$0.01 RWA
Speed

Confirm the transaction with your wallet

Confirm

Earnings / Rewards

- xTopia Tokens (based on the item)
- XP Points (for leveling up)
- Quest Progress


XP and Level System

XP Resources

- Item Claim: +10-50 XP (depending on the item)
- Quest Completion: +25-200 XP
- Social Tasks: +40-50 XP
- Username Creation: +25 XP

Level Table

Level	Required XP	XP for This Level	Features that Open
1	0	0	Start the Game, T1 Items
2	100	100	"Creating a username, T2 Items"
5	1,000	500	Tier 2 Items
10	11,000	3,000	Tier 3 Items
15	41,000	8,000	Tier 4 Items
20	150,000	57,000	Tier 5 Items



You can create a username

You can share and preview your land

Earnings / Rewards

After advancing to Level 2, you can create a username.

Quest System



Daily Quests

- Resets daily at 00:00 UTC
- Easy tasks, regular XP
- Example: “Stake 3 items”



Weekly Quests

- Resets every Monday
- More challenging, more XP
- Example: “Open 1 ring”




One-Time Quests

- Completed only once
- Social media and account tasks
- Example: “Follow on Twitter”




Quest Completion

- Perform the specified action (stake, claim, buy...)
- Progress updates automatically
- The “Claim” button becomes active when the goal is completed
- Claim XP!



Thank You

For Your Time and Attention
Present by MoveTopia



movetopia.land



[@movetopialand](https://twitter.com/movetopialand)



hello@movetopia.land